
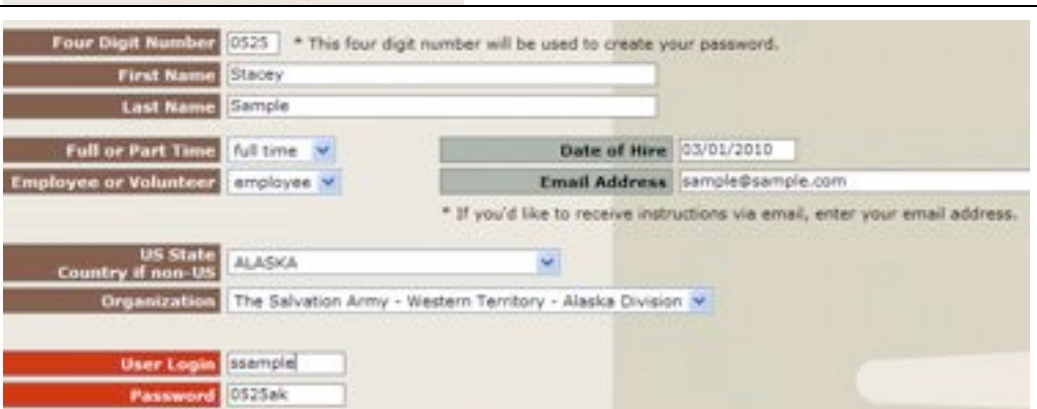







Episcopal Diocese of Georgia Safeguarding Online (SGOL) Instructions for Self-enrollment

<p>1. Go to www.praesidiuminc.com/enroll</p> <p>2. Enter your Registration Code and click 'Submit.'</p>	<div style="display: flex; justify-content: space-between;"> <div style="width: 60%;">  </div> <div style="width: 35%; text-align: right;"> <p>Your Registration Code is:</p> <p style="font-size: 24px; font-weight: bold;">dog611</p> </div> </div>
<p>3. Fill out the registration form. (If you need help filling out the form, click the "Click here for Self-Enrollment Instructions" link.)</p>	
<p>4. When you are finished, click 'Click Here to Enroll.'</p>	
<p>5. On the next screen you will receive confirmation that your account was created.</p>	
<p>6. Print this page or write down your User Login and Password.</p> <p>Note: You will be required to login again in order to complete each of the three training modules. Return to this page to login: http://www.praesidiuminc.com/armatus/safeguarding_login.php</p>	<p>Your login is ssample Your password is 0525ak</p> <p>Login Instructions:</p> <ul style="list-style-type: none"> • 1. Go to www.PraesidiumInc.com using Microsoft Internet Explorer (version 5.5 and up), Firefox (version 1.5 and up) or Safari (version 1.3 and up.) • 2. Click on 'Armatus Training NEW!' on the left-hand side of the page. • 3. Click on 'Click here to begin Armatus Online Training (login required).' • 4. Enter your user login and password and click submit. • 5. Scroll down to view the courses available to you. • 6. To begin a course, click the icon or the title of the course. <p>- Click here to begin Armatus Online Training (login required). - Or click here or click on the (x) button in the upper right hand corner to close your browser to exit.</p>



Episcopal Diocese of Georgia Safeguarding Online (SGOL) Instructions for Self-enrollment

7. To begin the training right away, click on “Click here to begin Armatus Online Training (login required).”	
8. Enter your User Login and Password and click 'Submit'	

9. Once you've logged in, read the Welcome Message and scroll down. Click on the title of a course to begin that course.	
--	---

10. Once you've started a course, click on the orange arrows or buttons to proceed through the course. You must complete the quiz at the end of the course to receive credit for the course.	
--	--

For more information the courses you are required to take, please contact The Rev. Canon Leigh Hall at 912-236-4279 or lhall@gaepiscopal.org.

For technical assistance, contact Praesidium at support@praesidiuminc.com or 817-801-7773 and ask for Tara Eppley or Angela Adams.